



Be Bright

Stay Safe

**Stop!**  
Think before  
you dig!




Your life can be lost within seconds if you come into contact with electricity.

Every year, people are killed or seriously injured when they come into contact with high voltage electricity.

This can have a far-reaching and devastating effect on family, friends and colleagues.

Distractions, working long hours, rushing to get the job done, can all impact on how we work and our safety.

Taking time to plan, being prepared and focusing on the way we work can help keep us safe.



WOODEN POLES CAN CARRY TELEPHONE AND ELECTRICITY WIRES. **NEVER ASSUME** THE WIRE IS A TELEPHONE WIRE



LINES CAN BE **RE-ENERGISED** AT ANY TIME

**400,000 VOLTS** ⚡


ELECTRICITY SYSTEMS CARRY VOLTAGE UP TO 400,000 VOLTS. **EVEN 230 VOLTS (DOMESTIC VOLTAGE) CAN BE LETHAL**

**Be Bright Stay Safe**




**RUBBER BOOTS WILL NOT PROTECT YOU!**

**OUR NETWORK** DISTRIBUTES ELECTRICITY THROUGH UNDERGROUND CABLES, PYLONS, OVERHEAD POWER LINES, SUBSTATIONS AND OTHER EQUIPMENT



National power cut helpline

**POWER CUT? CALL 105**


OR CALL US 24 HOURS A DAY ON **0800 31 63 105**

**TAKE NOTICE** OF ANY YELLOW 'DANGER OF DEATH' WARNING SIGNS. AND STAY WELL AWAY!





REMEMBER ELECTRICITY **CAN JUMP GAPS**

**OVERHEAD POWER LINES** ARE OFTEN UNINSULATED (BARE)




**CABLES ARE OUT OF SIGHT** ALWAYS REQUEST CABLE PLANS BEFORE STARTING WORK

**CARRY OBJECTS AND EQUIPMENT HORIZONTALLY AND AT LOW LEVEL TO THE GROUND**

**TOUCHING ANYTHING IN CONTACT WITH ELECTRICAL EQUIPMENT, EVEN THE LOWEST OF VOLTAGES, CAN BE FATAL**



# The electricity network is designed to keep you safe. But how safe are you when you are working?

**UK Power Networks** is the country's biggest electricity distributor, making sure the lights stay on for more than eight million homes and businesses across London, the South East and the East of England.

## The safety of our customers and staff is our top priority.

Underground cables carry a powerful electrical charge which can be conducted through machinery and equipment with fatal consequences. Anyone working close to live underground cables should take the time to read this simple leaflet and identify the precautions they should be taking.



**WATCH OUR EXCAVATION ANIMATION BY SCANNING THE QR CODE WITH YOUR PHONE CAMERA.**

## Keep well away - Electricity can kill



### Remember:

- The depth and location of cables and services shown on the plans may have changed because of subsequent site alterations
- Be aware that not all cables and services may be shown on the plans
- Cables do not run in straight lines. Underground cables may be deflected around underground obstacles and can change depth
- Wear Personal Protective Equipment to minimise the harm of electric shock and burns

If you are building a permanent or temporary structure within close proximity of power lines it's a legal requirement\* you notify us in advance to ensure your building is kept at a safe distance from power lines, and to avoid the need to relocate our equipment in the future. This can be done by completing a simple form here [www.ukpowernetworks.co.uk/notifyus](http://www.ukpowernetworks.co.uk/notifyus)

\*Regulation 18(3) of the Electricity, Quality & Continuity Regulations 2002 (ESQCR)



## How can we help?

If you work or live in the UK Power Networks area contact us or look on our website. We provide free information and advice about the precautions and safe working practices to be followed when working close to electrical equipment.

Further advice and guidance is available from the Health and Safety Executive (HSE):

**HSG85 - Electricity at Work – Safe Working Practices**

**GS6 - Avoiding Danger from Overhead Power Lines**

**HSG47 - Avoiding Danger from Underground Services**

## What to do in an emergency

If a mains electricity cable is damaged:

- **STOP WORK IMMEDIATELY**
- Notify UK Power Networks: Dial 105
- If you damage a cable, stay calm, keep clear, and call for help
- Call the emergency services if anyone is injured or there is a fire. Anyone who has received an electric shock should go to hospital as damage may have occurred to the heart
- Always treat the cable(s) as live even if they are not sparking
- Never remove anything that is stuck or in contact with the cable
- Stay clear - keep everyone away until assistance arrives



To request your FREE vehicle cab stickers visit the safety pages at [www.ukpowernetworks.co.uk](http://www.ukpowernetworks.co.uk)

If you are unsure who your network operator is then please visit [www.energynetworks.org](http://www.energynetworks.org)

**Be Bright Stay Safe**

You could be in danger when carrying out your everyday trades activities such as digging, construction and demolition.

- ⚡ Contact UK Power Networks or Line Search Before U Dig (LSBUD) in advance of the works to obtain relevant cable plans or to request disconnections. The cable plans will only show the indicative route and not the route into the property
- ⚡ Ensure the cable plans are shown to and understood by those on site BEFORE starting work
- ⚡ Confirm the cable location by using a Cable Avoidance Tool (CAT) before digging commences. Once found, mark cable positions with spray paint or similar
- ⚡ Complete a risk assessment and ensure it covers electrical hazards
- ⚡ Use spades and shovels with insulated handles in preference to forks and picks
- ⚡ Look around for anything in the vicinity that would have an electricity service such as street lights, CCTV cameras, or meter boxes and identify where the cables are
- ⚡ Look for electrical wires, cables and equipment near to where you are going to work and check for warning signs and any other hazards
- ⚡ Contact UK Power Networks to agree a safe method of work if there is a cable encased in concrete, **DO NOT BREAK OPEN**
- ⚡ Make sure everyone on site is aware of the presence and location of electrical cables
- ⚡ Before demolishing a building make sure supplies are disconnected, preferably well clear of the work area. For guidance on how to arrange a disconnection visit [www.ukpowernetworks.co.uk](http://www.ukpowernetworks.co.uk)

For cable plans visit [www.lsbud.o.uk](http://www.lsbud.o.uk) or [www.ukpowernetworks.co.uk](http://www.ukpowernetworks.co.uk)

NATIONAL POWER CUT HELPLINE

**POWER CUT?  
CALL 105**

ADD THIS NUMBER TO YOUR TELEPHONE CONTACTS LIST



# Stop! Think before you dig!

#bebrightstaysafe



@UKPowerNetworks



/ukpowernetworks

National power cut helpline

**POWER CUT?  
CALL 105**



Or call us  
24 hours a day on  
**0800 31 63 105**

For safety advice about overhead power lines, disconnections and general enquiries, go to:  
[www.ukpowernetworks.co.uk](http://www.ukpowernetworks.co.uk)

To request your **FREE** vehicle cab stickers visit our safety pages at [www.ukpowernetworks.co.uk](http://www.ukpowernetworks.co.uk)

If you are unsure who your network operator is then please visit  
[www.energynetworks.org](http://www.energynetworks.org)

 what3words



Scan the QR code on your phone to get the app

To report broken or damaged electrical equipment or in an emergency call 0800 31 63 105 or 105 and use what3words to help us locate you faster.



**UK Power Networks**  
Delivering your electricity

A graphic consisting of several white, curved, concentric lines that resemble a stylized power line or a signal wave.