



LONGLEAT

Adventure Awaits



Accessibility map



Welcome **to Longleat**

We want all of our visitors to have an amazing day here at Longleat. Signs are located around the park to highlight crowded spaces, hot areas and core accessibility information.

Forgotten your sensory bag of essentials? We can help ensure you have an enjoyable experience with us today as bags containing ear defenders and fiddle toys are available to hire from Guest Services for a small fee.

Wheelchair & mobility scooter hire

Mobility scooters and manual wheelchairs are available for hire for an additional fee. Visit Guest Services to check availability.



Explore Longleat House

On the advice of the fire service, only two wheelchair users are allowed on any floor so we can accommodate four wheelchairs in the House at a time; this allows for one wheelchair per tour. Access to the House for guests with limited mobility can be found via Emma's Kitchen or Lady Bath's Shop. For more information or to book a paid for guided tour, visit Guest Services.



Cellar Café

For wheelchair access to the Cellar Café, please enter via Emma's Kitchen or Lady Bath's Shop.



Hand-feed lorikeets

Buy a pot of nectar and explore our special aviary in Animal Adventure.*

Longleat Railway



All aboard! Enjoy the incredible views as you trundle along the edge of Half Mile Pond. Trains run every 30 minutes from 11am and the journey lasts approximately 12 minutes. There is a specially adapted carriage that can accommodate one wheelchair user and their companion.

Safari Bus service



The Safari Bus service* is available on a first come first served basis. There is one wheelchair space on the bus which will need to be booked in advance. More information at Guest Services in Main Square. A hearing loop is also available on the bus.



What's on

We strive to make our events accessible for all visitors. Scan the QR code for detailed accessibility information.

Jungle Cruise



Take a voyage of discovery! Cruise past our Colobus monkeys and our band of western lowland gorillas. Meet our NEW pod of hippos. You can even feed our Californian sea lions!* Boats run from 10am – park close (*subject to daylight hours*).

It is accessible for wheelchair users and those with limited mobility.

We can accommodate up to four wheelchair users per boat. Dogs, including service dogs, are not allowed on the cruise for welfare reasons.

**Additional fee applies. Subject to availability.*



Adventure Castle



The Adventure Castle is wheelchair and pushchair friendly. Accessible play equipment for those in a wheelchair, such as a wheelchair swing, is available. Some equipment may not be accessible for wheelchair users or those with limited mobility.



Hedge Maze

We regret that our Hedge Maze is not accessible for wheelchairs.

Please note, there are over a mile and a half of paths to choose from within the maze, so this can take between 20 – 90 minutes to navigate. Vulnerable guests should be accompanied at all times.

Other attractions

Access to some of our attractions is historic and may be via cobbled pathways, steps or steep ramps.

African Village



This is where you can get out of the car and get closer to the animals.



Wander through our lemur enclosure and enjoy spectacular views of the East African Reserve. Please note the lemur enclosure is accessible via a gravel path.

Our Look Out, where you can come face to face with our African painted dogs, can be accessed via a ramp.

Both our refreshment area – The Watering Hole Café – and African Traders Shop are also accessible.



Queue Assist Scheme

We understand that some guests require additional assistance to be able to fully enjoy their visit.

Any guest wishing to use a Queue Assist Scheme pass can request this from Guest Services, located in the Main Square. The Pass Holder must be accompanied by a responsible individual over the age of 14 and standard attraction rules and restrictions will apply.

A maximum of four individuals will be allowed to accompany the Queue Assist Scheme pass holder at each attraction and the Queue Assist Scheme pass holder must be present with their pass at all times.

Facilities

There are seven accessible toilets located around the park including a toilet with a hoist (located near Lord Bath's Sweet Shop). A radar key is available from Guest Services.

Sensory Key



**Do not touch
the animals**



**This area can
be crowded**



**This is a
quiet zone**



**The birds may
land on you**



**This area can
be noisy**



**This area
is hot**



**This area has a
strong smell**



**There are free
flying bats**



**This area
has low lighting**



**The flooring can
be uneven**



**This area can
be hot or cold**



**Queue Assist
Scheme available**





[Help Centre](#)

T: 01985 844400

E: information@longleat.co.uk

Drive-through Safari Map

Facility Key

-  The Watering Hole Café
-  African Traders Shop
-  VIP Meeting Point 1
-  Parking
-  Toilets & Baby Changing
-  Dog Kennels
-  Designated Smoking & Vaping Area

Smoking and vaping are not permitted except in designated areas.

During the Safari, please remain in your car at all times, lock your doors and keep windows closed.



Service Dogs

Service dogs are welcome everywhere excluding the **Safari Park, Jungle Kingdom, Jungle Cruise, Monkey Temple and Animal Adventure** for welfare reasons. Pets including dogs are not allowed on Longleat grounds, except within our kennelling facilities, located at the Safari Park entrance.

Longleat App

Connect to Longleat Guest WiFi to download. It includes audio commentary for the Safari Park.



Main Park Map

Food and Drink

- 1

The Chameleon Tree Restaurant & Coffee House

FA

Open from 10am
- 2

Pizza Piazza

FA

Open from 12pm
Last orders 15 minutes before park close.
- 3

The Picnic Basket

FA

Open from 10am
- 4

The Takeaway Kitchen*

FA

Open from 12pm
- 5

Doughnuts Hut

FA
- 6

Cellar Café

FA

Open from 11am
For Wheelchair access to the Cellar Café, please enter via Emma's Kitchen or Lady Bath's Shop.
- 7

Churros*

FA
- 8

Roskilly's Ice Cream*

FA
- 9

Adventure Castle Kiosk*

FA

Open from 12pm

*Open weekend and peak days only.

Animals

Open subject to daylight hours

- 10

Bat Cave

FA
- 11

Jungle Kingdom

FA
- 12

Monkey Temple

FA
- 13

Giant Otters & Crocodiles

FA
- 14

Koala Creek

FA
- 15

Animal Adventure

FA
- 16

Jungle Cruise
- 17

Family Farmyard

FA
- 18

Route to Drive-through Safari

FA

Please see map on reverse for more details.

Main Square

Open subject to daylight hours

- 19

Longleat Railway
- 20

Rockin' Rhino
- 21

Hedge Maze

Our Hedge Maze is unfortunately not accessible for wheelchairs.
- 22

Little Explorers Garden

FA
- 23

Adventure Castle

FA

With indoor soft play. Wheelchair accessible play and picnic tables.

Shops

- 24

Nature's Kingdom

FA
- 25

Out of the Wild

FA
- 26

Lord Bath's Sweet Shop

FA
- 27

Emma's Kitchen**

FA
- 28

Lady Bath's Shop**

FA

**Open subject to Longleat House opening hours.

Longleat Grounds

- 29

Longleat House

FA

Check overleaf for more information.
- 30

The Longhouse

FA
- 31

Formal Gardens
- 32

Secret Garden

FA
- 33

Longleat House Model
- 34

Family Bygones
- 35

Stable Yard

FA
- 36

Education Hut

FA

Prebooked groups only.



Facility Key

- i

The Hub

Guest enquiries, Accommodation, VIP and Membership.
- xx

Guest Services

Safari Bus tickets, House Tour tickets, lost persons, Queue Assist, radar keys, mobility scooter, wheelchair and stroller hire.
- No Vehicle Entry
- EV

EV Charging Points
- Coach

Coach Parking
- ★

VIP & Accommodation Guest Parking
- ♿

P Accessible Parking Bays
- ♿

Wheelchair Accessible Entrance
- ♿

Accessible toilet with hoist and changing bench

Radar key available from Guest Services.
- ♿

Toilets
- 🍼

Baby Changing
- 🍼

Baby Feeding & Food Prep Rooms
- 🛒

Pushchair Park
- 💧

Water Bottle Station
- 🚬

Designated Smoking & Vaping Area
- Smoking and vaping are not permitted except in designated areas.
- ★

VIP Meeting Point 1

Located at Drive-through Safari entrance.
- ★

VIP Meeting Point 2

Located at The Hub.
- ★

VIP Meeting Point 3

Located at front steps of Longleat House.

If a child or other vulnerable person becomes separated from your party please report to Guest Services in Main Square and speak to a member of staff.