



LONGLEAT

60 YEARS



Accessibility map



Welcome to Longleat

We want all of our visitors to have an amazing day with us. Signs are located around the park to highlight crowded spaces, hot areas and core accessibility information.

Forgotten your sensory bag of essentials? We can help ensure you have an enjoyable experience with us today as bags containing ear defenders and fidget toys are available to hire from Guest Services in the main square for a refundable deposit.

Wheelchair & mobility scooter hire

Mobility scooters and manual wheelchairs are available for hire for an additional fee. Visit Guest Services to check availability.



Explore Longleat House

On the advice of the fire service, only two wheelchair users are allowed on any floor so we can accommodate four wheelchairs in the House at a time; this allows for one wheelchair per tour. Access to the House for guests with limited mobility can be found via Emma's Kitchen or Lady Bath's Shop. For more information or to book a paid for guided tour, visit Guest Services.



Cellar Café

For wheelchair access to the Cellar Café, please enter via Emma's Kitchen or Lady Bath's Shop.



Hand-feed lorikeets

Buy a pot of nectar and explore our special aviary in Animal Adventure.*

Longleat Railway



All aboard! Enjoy the incredible views as you trundle along the edge of Half Mile Pond. Trains run every 30 minutes from 11am and the journey lasts approximately 12 minutes. There is a specifically adapted carriage that can accommodate up to two wheelchair users and a companion each.

Safari Bus service



The Safari Bus service* is available on a first come first served basis. There is one wheelchair space on the bus which will need to be booked in advance. More information at Guest Services in Main Square. A hearing loop is also available on the bus.



What's on

We strive to make our events accessible for all visitors. Scan the QR code for detailed accessibility information.

Jungle Cruise



Take a voyage of discovery! Cruise past our Colobus monkeys and our troop of western lowland gorillas. Meet our NEW pod of hippos. You can even feed our Californian sea lions!* Boats run from 10am – park close (*subject to daylight hours*).

It is accessible for wheelchair users and those with limited mobility.

We can accommodate up to four wheelchair users per boat. Dogs, including service dogs, are not allowed on the cruise for welfare reasons.



**Additional fee applies. Subject to availability.*

Adventure Castle



The Adventure Castle is wheelchair and pushchair friendly. Accessible play equipment for those in a wheelchair, such as a wheelchair swing, is available. Some equipment may not be accessible for wheelchair users or those with limited mobility.



Hedge Maze

We regret that our Hedge Maze is not accessible for wheelchairs.

Please note, there are over a mile and a half of paths to choose from within the maze, so this can take between 20 – 90 minutes to navigate. Vulnerable guests should be accompanied at all times.

Other attractions

Access to some of our attractions is historic and may be via cobbled pathways, steps or steep ramps.

African Village



This is where you can get out of the car and get closer to the animals.



Wander through our lemur enclosure and enjoy spectacular views of the East African Reserve. Please note the lemur enclosure is accessible via a gravel path.

Our Look Out, where you can come face to face with our African painted dogs, can be accessed via a ramp.

Both our refreshment area – The Watering Hole Café – and African Traders Shop are also accessible.



Queue Assist Scheme

We understand that some guests require additional assistance to be able to fully enjoy their visit.

Any guest wishing to use a Queue Assist Scheme pass must have a valid Access Card or the free Longleat Digital Access Pass.

Queue Assist passes can then be collected from Guest Services in the Main Square on arrival. The Queue Assist Pass Holder must be accompanied by a responsible individual aged 14 years or over and standard attraction rules apply. Full details can be found on our website.

A maximum of four individuals will be allowed to accompany the Queue Assist Scheme pass holder at each attraction and the Queue Assist Scheme pass holder must be present with their pass at all times.

Facilities

There are seven accessible toilets located around the park including a toilet with a hoist (located near Lord Bath's Sweet Shop). A radar key is available from Guest Services.

Sensory Key



Do not touch the animals



This area can be crowded



This is a quiet zone



The birds may land on you



This area can be noisy



This area is hot



This area has a strong smell



There are free flying bats



This area has low lighting



The flooring can be uneven



This area can be hot or cold



Queue Assist Scheme available








[Help Centre](#)

T: 01985 844400

E: information@longleat.co.uk

Drive-Through Safari Map

Facility Key

-  The Watering Hole Café
-  African Traders Shop
-  VIP Meeting Point 1
-  Parking
-  Toilets & Baby Changing
-  Dog Kennels
-  Designated Smoking & Vaping Area

Smoking and vaping are not permitted except in designated areas.

During the Safari, please remain in your car at all times, lock your doors and keep windows closed.



Service Dogs

Service dogs are welcome everywhere excluding the Safari Park, Jungle Kingdom, Jungle Cruise, Monkey Temple and Animal Adventure for welfare reasons. Pets including dogs are not allowed on Longleat grounds, except within our kennelling facilities, located at the Safari Park entrance.

Longleat App

Connect to Longleat Guest WiFi to download. It includes audio commentary for the Safari Park.



Main Park Map

Food and Drink

**Open weekends and peak days only.*

- 1 The Coffee House and Deli** FA
Main Square, open from 10am, artisan coffee, hot filled breakfast/lunch rolls and cakes.
- 2 The Chameleon Tree Restaurant** FA
Main Square, open from 12pm, family dining, and inside seating area.
- 3 Pizza Piazza** FA
Main Square, 12pm – park close, oven baked pizzas with indoor and covered outdoor seating. Last orders 15 minutes before park close.
- 4 The Picnic Basket** FA
Main Square, 10am – park close, everything you need for a quick lunch.
- 5 The Takeaway Kitchen*** FA
Main Square, fast food and drinks for on the move.
- 6 Doughnuts Hut** FA
Main Square, open from 12pm – park close. Hot, fresh doughnuts for a delicious treat.
- 7 Cellar Café** FA
Open from 11am, light lunches or sweet and savoury treats. Closes 30 minutes after the House last entry.
- 8 Adventure Castle Kiosk*** FA
Open from 12pm, cold drinks, snacks and treats.

Animals#

#Open subject to daylight hours

- 9 Bat Cave** FA
- 10 Jungle Kingdom** FA
- 11 Monkey Temple** FA
- 12 Giant Otters & Crocodiles** FA
- 13 Koala Creek** FA
- 14 Animal Adventure** FA
- 15 Jungle Cruise** ♿ ♿
- 16 Family Farmyard** FA

Main Square#

#Open subject to daylight hours

- 19 Longleat Railway** ♿
- 20 Rockin' Rhino** ♿
- 21 Hedge Maze**
- 22 Little Explorers Garden**

Shops

***Open subject to Longleat House opening hours.*

- 24 Nature's Kingdom** FA
- 25 Out of the Wild** FA
- 26 Lord Bath's Sweet Shop** FA
- 27 Emma's Kitchen**** FA
- 28 Lady Bath's Shop**** FA

Longleat Grounds

- 29 Longleat House** FA
Open from 11:30 – 16:30pm
Please check at Guest Services for availability of guided tours. Additional charges apply.
- 30 The Longhouse** FA
- 31 Formal Gardens** FA
- 32 Secret Garden** FA
- 33 Longleat House Model** ♿
- 34 Family Bygones** ♿ ♿
- 35 Stable Yard** FA
- 36 Education Hut** FA
Prebooked groups only.



Facility Key

- i** The Hub
Guest enquiries, Accommodation, VIP and Membership.
- 🚐** Guest Services
Safari Bus tickets, House Tour tickets, lost persons, Queue Assist, radar keys, mobility scooter, wheelchair and stroller hire.
- 🚫** No Vehicle Entry
- EV** EV Charging Points
- 🚌** Coach Parking
- ★** VIP & Accommodation Guest Parking
- ♿ P** Accessible Parking Bays
- ♿** Wheelchair Accessible Entrance
- ♿** Accessible toilet with hoist and changing bench
Radar key available from Guest Services.
- ♿** Toilets
- 👶** Baby Changing
- 👶** Baby Feeding & Food Prep Rooms
- ♿** Pushchair Park
- 💧** Water Bottle Station
- 🚭** Designated Smoking & Vaping Area
Smoking and vaping are not permitted except in designated areas.
- ★** VIP Meeting Point 1
Located at Drive-through Safari entrance.
- ★** VIP Meeting Point 2
Located at The Hub.
- ★** VIP Meeting Point 3
Located at front steps of Longleat House.

If a child or other vulnerable person becomes separated from your party please report to Guest Services in Main Square and speak to a member of staff.