

FP Foresight Sustainable Real Estate Securities Fund Factsheet

31 March 2024

The Fund invests in developed markets listed real estate companies with structural tailwinds and that embed the Strategy's sustainable investment criteria. The Manager takes an active approach to investing in real estate companies which benefit from secular trends across environmental, demographic, social and economic factors. The Fund seeks to achieve a positive total return underpinned by a 4.00% dividend yield over a rolling 5 year period.

4.16%

Monthly Performance

(5.13%)

Total Return Since Inception

£69.57m

Fund Size at 31 March 2024

3.10%

12-Month Trailing Dividend

Past performance is not a reliable indicator of future results. Target yield is not guaranteed.

Fund Details

Fund name	FP Foresight Sustainable Real Estate Securities Fund
Regulatory Status	FCA Authorised UK UCITS OEIC
ISIN	Acc: GB00BMFYBB80 Inc: GB00BMFYBC97
Bloomberg Ticker	Acc: FPRESAA LN Inc: FPRESAG LN
IA Sector	Property Other
Inception Date	15 June 2020
Fund Size	£69.57m
Number of Holdings	31
Average Market Capitalisation	£12.77bn
12 Month Trailing Yield	3.10%
Share Classes	Class A GBP: Accumulation and Income Units
Annual Management Charge (AMC)	0.85%
Ongoing Charges (OCF)*	0.85%
Dividends Paid	End of January, April, July, October
Liquidity	Daily Dealing
Authorised Corporate Director	FundRock Partners Limited
Investment Manager	Foresight Group

Investment Objectives

- To provide an income yield of 4% net of fees with a secondary objective to achieve capital growth over a rolling 5 year period.

Investment Philosophy

- Generate strong risk adjusted returns over the long term by taking a private markets approach to public market investments. FCM are sustainability-led investors and take a forward-looking approach to evaluate risk and return prospects.
- Own companies that operate in industries with secular and supportive tailwinds, resulting in attractive options for the deployment of capital.
- Own companies whose strengths and qualities enables them to generate sufficient cash flow to drive shareholder value through growth initiatives, dividends, or share buy backs.
- Own companies with management teams who are good stewards and allocators of capital, and which have a clear and understandable business strategy.

*Following guidance issued by the Investment Association in November 2023, the synthetic OCF calculation now excludes all close ended vehicles. The difference between the AMC and OCF is due to synthetic expenses from money market funds. The Fund's operational expenses are capped, and taken from the AMC.

Performance: FP Foresight Sustainable Real Estate Securities Fund – A Acc GBP¹



Source: Bloomberg, April 2024. ¹Performance period 15/06/2020 - 31/03/2024 (net performance). Past Performance is not a reliable indicator of future results.

This is a marketing communication. Please refer to the prospectus of the UCITS and to the KIID before making any final investment decisions.

Cumulative Performance (Total Return %)						
1 Month	3 Month	6 Month	1 Year	3 Year	5 Year	Inception ²
4.16%	(4.26%)	9.31%	4.12%	(9.79%)	-	(5.13%)

Discrete Calendar Year Performance (Total Return %)						
2024 YTD	2023	2022	2021	2020	2019	2018
(4.26%)	4.20%	(25.92%)	26.14%	-	-	-

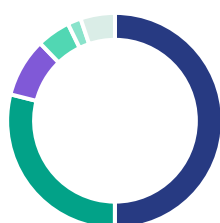
Dividend Per Share (p)						
2024 YTD	2023	2022	2021	2020	2019	2018
0.41p	2.80p	3.90p	3.94p	0.80p	-	-

Source: Bloomberg, Foresight Group, April 2024. ²The Fund's inception date is 15 June 2020.

Past performance is not a reliable indicator of future results.

Portfolio as at Month End:

Domicile Exposure



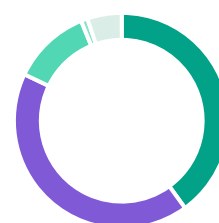
- United States: 50.02%
- United Kingdom: 28.92%
- Australia: 8.83%
- Canada: 5.04%
- Japan: 2.02%
- Cash & Cash Equivalents: 5.17%

Sector Exposure



- Logistics: 28.60%
- Healthcare: 13.29%
- Communications: 7.87%
- Offices: 6.96%
- Forestry: 6.66%
- Residential: 6.39%
- Life Sciences: 6.02%
- Data Centres: 5.60%
- Self-Storage: 5.58%
- Student Accommodation: 3.49%
- Commercial: 2.23%
- Early Learning Centres: 2.14%
- Cash & Cash Equivalents: 5.17%

Market Capitalisation



- Mega Cap (>£150bn): 0.00%
- Large Cap (£7.5bn - £150bn): 40.01%
- Mid Cap (£1.5bn - £7.5bn): 42.07%
- Small Cap (£200m - £1.5bn): 11.77%
- Micro Cap (<£200m): 0.98%
- Cash & Cash Equivalents: 5.17%

Source: Foresight Group, April 2024.

Top 10 Holdings

Company	Weight
Digital Realty	5.60%
Healthpeak Properties	5.29%
Alexandria REIT	5.04%
Dream Industrial REIT	5.04%
Healthcare Realty Trust	4.93%
LondonMetric Property	4.93%
STAG Industrial	4.78%
Primary Health Properties PLC	4.53%
Tritax Big Box	4.25%
Crown Castle International	3.96%

Source: Foresight Group, April 2024.

Lead Managers



Nick Scullion
Partner, Co-Lead Manager

Nick is a Partner and Head of Foresight Capital Management and is based in our London office. Prior to Foresight, Nick worked at EY and has over ten years' experience in capital markets and corporate finance in the UK and the Netherlands.



Aqib Hashamali, CFA
Director, Co-Lead Manager

Aqib joined Foresight Group in 2021. He is a CFA Charterholder with 8+ years of experience managing funds and discretionary portfolios, previously working at City Asset Management.

About the Manager

Foresight Group was founded in 1984 and is a leading listed infrastructure and private equity investment manager. With a long-established focus on ESG and sustainability-led strategies, it aims to provide attractive returns to its institutional and private investors from hard-to-access private markets. Foresight manages over 400 infrastructure assets with a focus on solar and onshore wind assets, bioenergy and waste, as well as renewable energy enabling projects, energy efficiency management solutions, social and core infrastructure projects and sustainable forestry assets.


As a leader and innovator in sustainability-led investment strategies, Foresight Capital Management ("FCM") is well placed to develop and implement actively managed investment strategies to address the evolving investment landscape.

FCM manages four strategies across seven investment vehicles, with core investment competencies covering renewable energy, the energy transition, infrastructure, real estate and sustainable equity. The team draws on the wider Group's experience of investing in private markets through the other divisions and applies these skills and knowledge to investing in public markets.

Foresight operates in eight countries across Europe, Australia and United States with AUM of £12.4 billion*. Foresight Group Holdings Limited listed on the Main Market of the London Stock Exchange in February 2021.

*Based on unaudited AUM as at 31 December 2023

Risk and Reward Profile



This indicator above is not a measure of the risk of capital loss, but an estimated measure of the Fund's price movement over time. It is based on historical data, and thus may not be a reliable indication of the future risk profile of the Fund. The Fund appears as a '5' on the scale. This is because it invests in the infrastructure industry and the Fund's simulated and/or realised return has experienced high rises and falls historically.

For full details of the Fund's risks please see the FP Foresight OEIC Prospectus, which is available [here](#).

For further information about the Fund, contact:

Mike Parsons
Head of Distribution - Foresight Capital Management
mparsons@foresightgroup.eu
+44 (0)7423 249 178

Matt Morris
Fund Sales - Foresight Capital Management
morris@foresightgroup.eu
+44 (0)7792 842 316

Charlie Evans
Fund Sales - Foresight Capital Management
cevens@foresightgroup.eu
+44 (0)20 3667 8116

Matt Bryan
Associate Director, Fund Sales - Foresight Capital Management
mbryan@foresightgroup.eu
+44 (0)7511 155 748

Nick Brown
Fund Sales - Foresight Capital Management
nbrown@foresightgroup.eu
+44 (0)20 3911 1323

Important Notice

The value of an investment in the Fund, and any income from it, can fall as well as rise. Investors may not get back the full amount they invest. Past performance is not a reliable indicator of future results. We recommend investors seek professional advice before deciding to invest. Investors must read the Fund Prospectus ("Prospectus"), dated July 2023 and Key Investor Information Document ("KIID"), dated February 2024, before making an investment decision. The opportunity described in this document may not be suitable for all investors. Attention should be paid to the risk factors set out in the Prospectus. Words and expressions defined in the Prospectus shall have the same meaning in this Investor Factsheet. Foresight Group does not offer investment or tax advice. There are a number of other risks connected to an investment in the Fund, including (but not limited to) counterparty risk, liquidity risk and volatility. These risks are explained in the Fund Prospectus. This has been approved as a financial promotion for the purposes of Section 21 of the Financial Services and Markets Act 2000 by Foresight Group LLP ("Foresight Group"). Foresight Group is authorised and regulated by the Financial Conduct Authority (FRN 198020). Its registered office is The Shard, London SE1 9SG. FundRock Partners Limited is the authorised corporate director of the Fund and Foresight Group is the investment manager. Unless stated otherwise any opinions expressed are those of Foresight Group and may change. They should not be viewed as indicating any guarantee of return from an investment managed by Foresight Group nor as personalised advice or recommendation of any nature. This document should not be taken as a recommendation or offer by anyone in any jurisdiction in which such an offer is not authorised or to any person to whom it is unlawful to make such an offer or solicitation. Portfolio holdings are subject to change at any time without notice and information about specific securities should not be construed as a recommendation to buy or sell any securities. We respect your privacy and are committed to protecting your personal data. If you would like to find out more about the measures we take in processing your personal information, please refer to our privacy policy, which can be found at <http://www.foresightgroup.eu/privacy-cookies>. April 2024

