



Chartered  
Insurance  
Institute

Standards. Professionalism. Trust.

# Membership: Downloading your membership certificate

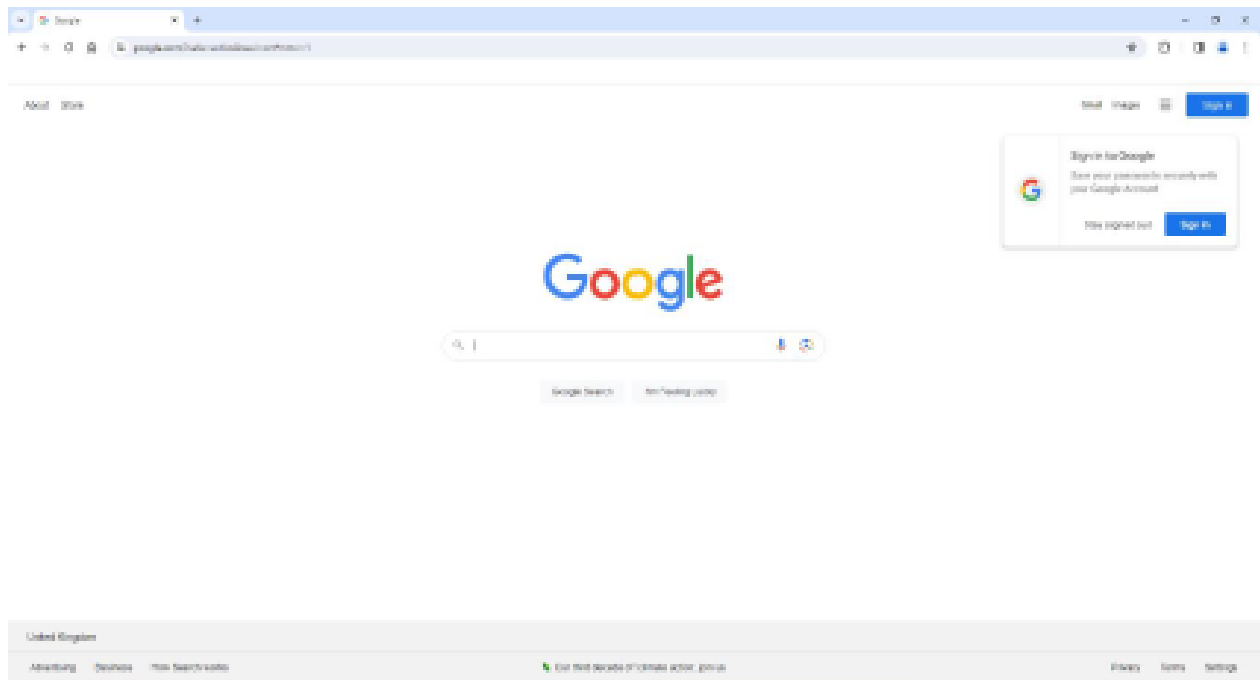
**Step by step guide | Member Series**

## How to download your membership certificates from your CII/PFS dashboard.

This guide explains how to download your membership certificate from your CII/PFS dashboard. You can also access your examination certificates by following the steps below.


1. Begin by launching your preferred internet browser on your device.

Note: For optimal performance, we recommend using Google Chrome.

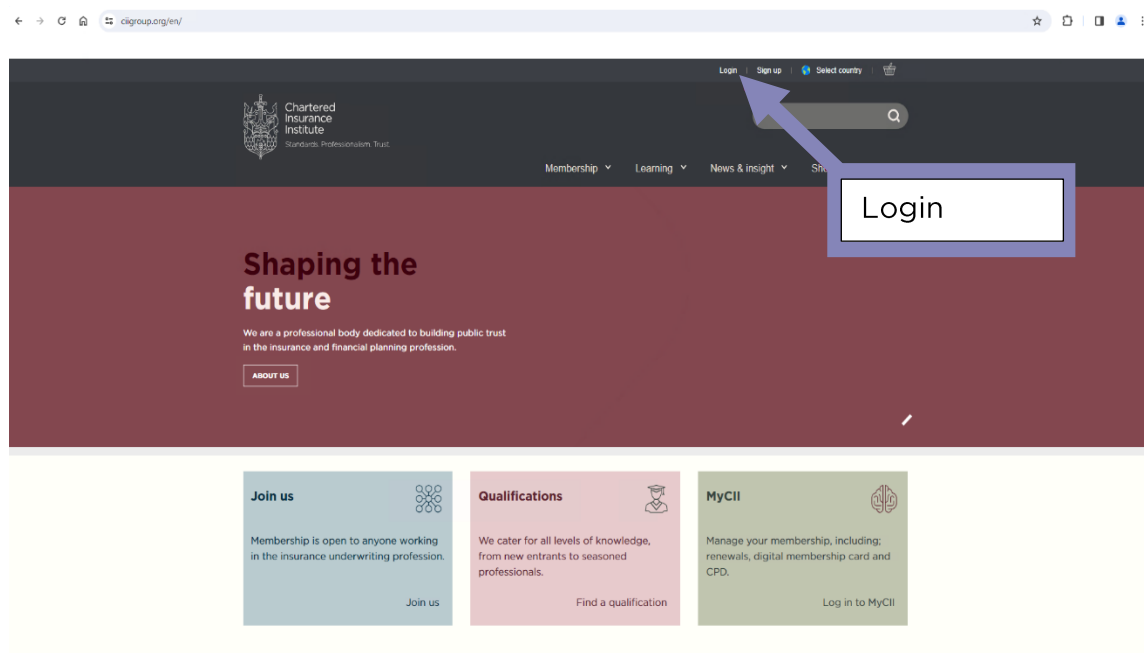


2. To access the Chartered Insurance Institute (My CII) website go to, <https://www.cii.co.uk/>

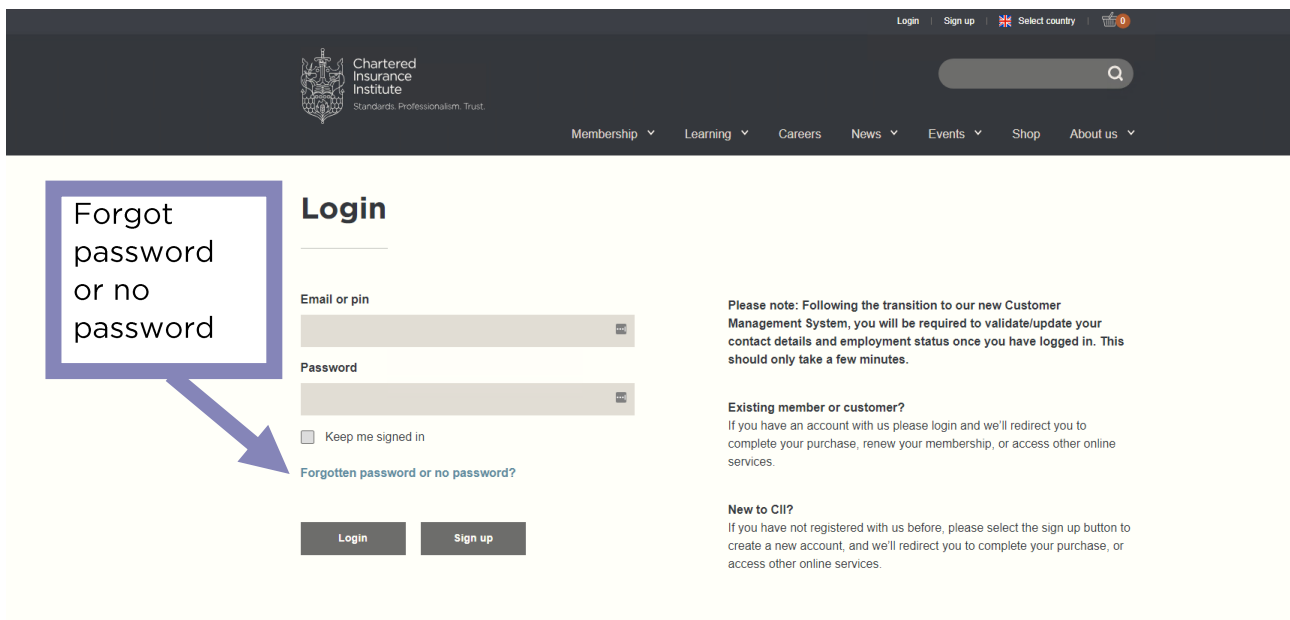
To access the Personal Finance Society (My PFS) website go to, [www.thepfs.org](http://www.thepfs.org)



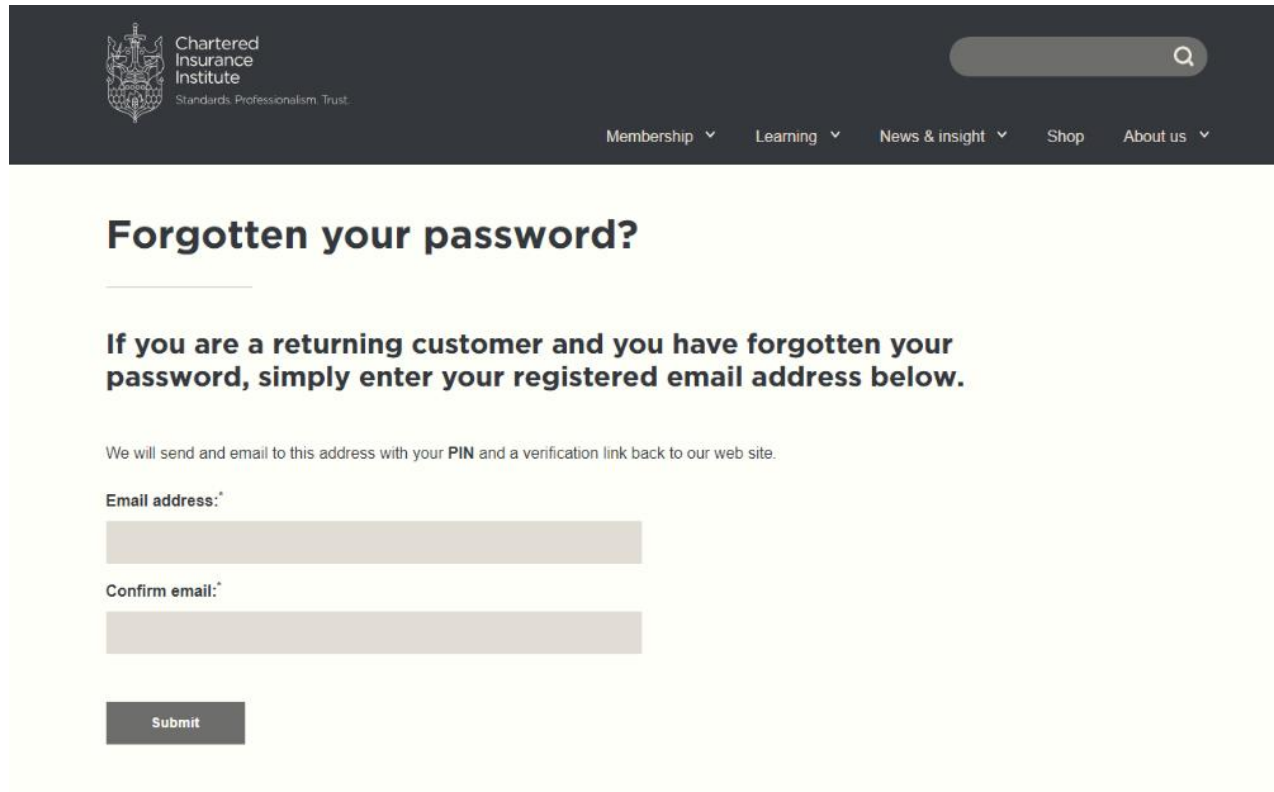
3. Once the webpage has loaded, click 'Login' on the top right-hand sided



4. If you haven't logged in to your dashboard before you will need to select 'Forgotten password or no password' section at the bottom of the login screen. If you have an account set up, log in and then skip to point 7.

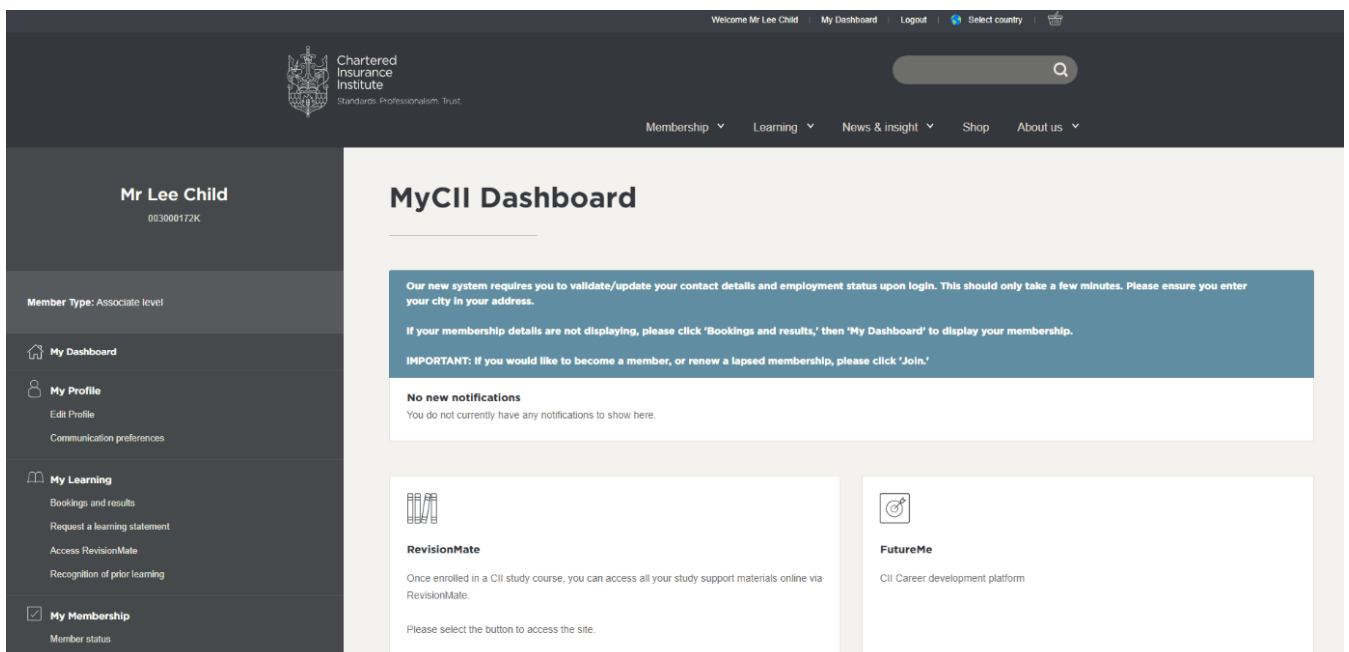


5. You should now see the screen below. Please enter and confirm your email address and click 'Submit'. You will receive an email with a verification link. Click the link and follow the steps to set up a password.



The screenshot shows the Chartered Insurance Institute website's password recovery page. The header includes the institute's logo, name, and tagline 'Standards. Professionalism. Trust.', along with navigation links for Membership, Learning, News & insight, Shop, and About us. The main heading is 'Forgotten your password?'. Below it, a message states: 'If you are a returning customer and you have forgotten your password, simply enter your registered email address below.' A sub-message says: 'We will send an email to this address with your PIN and a verification link back to our web site.' There are two input fields: 'Email address:' and 'Confirm email:'. A 'Submit' button is at the bottom.


6. Once you've set up a password, log in to the website using your PIN or email and password. Now you are logged in you should see the Member Dashboard.




The screenshot shows the 'MyCII Dashboard' for a logged-in user, Mr Lee Child. The header includes the user's name, a welcome message, and navigation links. The left sidebar contains a menu with 'My Dashboard', 'My Profile', 'My Learning', and 'My Membership'. The main content area has a blue banner with system requirements and important notices. Below this, there are two sections: 'RevisionMate' and 'FutureMe'. The 'RevisionMate' section includes a list of links for study support materials. The 'FutureMe' section includes a link to the CII Career development platform.

7. On the left-hand side of the screen there will be a menu to navigate the dashboard. On this menu you will need to locate and click the section called 'My Certificates'.


Member Type: Associate level

 My CII

 My Profile

[Edit Profile](#)

[Communication preferences](#)


 My Learning

[Bookings and results](#)

[Request a learning statement](#)

[Access RevisionMate](#)

[Recognition of prior learning](#)

 My Membership

[Member status](#)


[My Membership Card](#)


[Manage my CPD](#)

[Apply for SPS](#)

[FutureMe - Career development](#)

[Perks - Member affinity benefits](#)

 My Certificates

 My order history

[Logout](#)


Our new system requires you to validate/update your contact details and employment status. Please click 'My Profile' and update your city in your address.

If your membership details are not displaying, please click 'Bookings and results,' then 'My Learning' and 'Request a learning statement.'

**IMPORTANT:** If you would like to become a member, or renew a lapsed membership, please click 'My Membership' and 'Member status.'

**No new notifications**

You do not currently have any notifications to show here.




**RevisionMate**

Once enrolled in a CII study course, you can access all your study support materials online via RevisionMate.

Please select the button to access the site.

[RevisionMate »](#)



**FutureMe**

CII Career development platform

[Visit FutureMe](#)

Standards. Professionalism. Trust.

8. Your certificate will load on the right-hand side of the screen. From here you will be able to see your membership or examination certificates.


To download your certificate, click the 'View certificate' link under the membership designation or qualification name.

## My Certificates


This page enables you to see listings of your qualification and membership certificates. If a digital version of these is enabled then you will be able to view, download and share these.

If there is no digital certificate for an historic qualification on your dashboard then you should continue to use your original paper certificate as evidence of achievement.

For more information about CII certificates please see the [FAQs](#).

 **Membership Certificates**

**Dip CII**  
[View certificate](#)

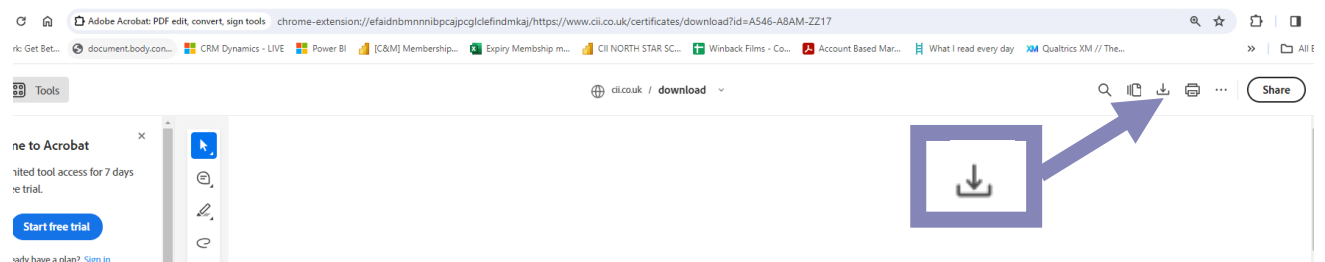
 **Qualification Certificates**

**CII Level 3 Certificate in Insurance**  
Awarded: 04/12/2014 - [View certificate](#)

**CII Level 4 Diploma in Insurance**  
Awarded: 07/10/2017 - [View certificate](#)

9. This will open the certificate in a new browser. You can now download your certificate using the 'download' arrow which can be found in the top right if using chrome.

The download will appear in your downloaded in window explorer.



# Getting in touch with us

If you have any questions or issues regarding this process or your membership, please contact us on the details below.

Chartered Insurance Institute  
tel: +44 (0)20 8989 8464  
customer.serv@cii.co.uk  
ciigroup.org

Chartered Insurance Institute  
@CIIGroup



Personal Finance Society  
tel: +44 (0)20 8530 0852  
customer.serv@thepfs.org  
thepfs.org

Personal Finance Society  
@pfsconf



© The Chartered Insurance Institute 2024

THE CHARTERED INSURANCE INSTITUTE, CII and the CII logo are registered trademarks of The Chartered Insurance Institute