

FISHER THEATRE

BROADWAY IN DETROIT

Fisher Theatre Social Story

I am going to the Fisher Theatre. The Fisher Theatre is located inside The Fisher Building which is a very tall and old building.



Parking the Car

If we drive in a car to get to the Fisher Theatre, we will have to park the car in the parking lot or structure.

Once we park, we will have to walk to the front door of the building. If we are in the parking garage, this may include stairs or elevators.



Arriving Inside The Fisher Building

Once I am inside the building, I will have to walk down the hall to get to the Fisher Theatre entrance.

It is an old building with very high ceilings and I might hear loud noises and echoes of people talking.






The Box Office

If we don't have our tickets, we may have to stop at the box office to get them. The Box Office is where they sell tickets.

We will have to walk up to the window to talk to the person working at the Box Office, so they can help us get our tickets.

Once we have our tickets, we can get into the security line to enter the theatre.



Security

Once we have our tickets, we will have to get in line to enter the theatre. I might have to wait in a few lines today, so I will be patient.

When we get to the front of the line, there will be a security guard. The security guard will direct me through a metal detector.

If I have a bag, they will have to take a look inside to make sure it is safe.

The security guards do this to check for any dangerous objects, to keep us all safe inside the theatre.

Ticket Scan

Once we get past security, there is one more thing we have to do before we can be let into the theatre lobby.

We have to show our tickets to an Usher and they will scan it for us. I will hear quiet beeps and see a small flash of light from the little machine the Ushers use.



The Lobby



After my ticket is scanned by the little machine, I will be let into the theatre lobby. The theatre lobby can be very busy before the show. It could be a little loud too. I can cover my ears if I need to.

Ushers

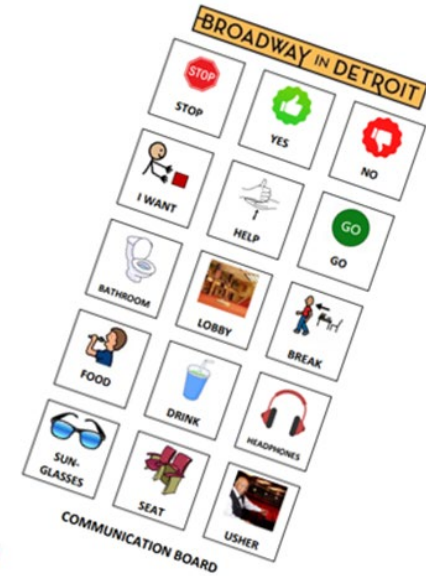
Ushers are there to help me. I can find an usher by looking for someone dressed up in black and white with a gold name tag. There will be a lot of ushers available to help me in the theatre.



The Fisher Theatre has special bags to help me enjoy my time at the theatre.

These bags include fidget toys to help me stay focused, a white board and dry erase marker, a sensory brush to help me stay calm, a communication board, sunglasses in case the lights are too bright, and headphones in case the show gets too loud.

If I want or need a bag, I can visit the information podium at the end of the bar on the left side of the lobby.



Concessions

If I get hungry or thirsty, I can go to concessions to get a snack or drink.

I will have to be patient and wait in line.

When it is my turn, I can tell the cashier what I would like, I will pay for it, and then the cashier will give me my items.





The Bathrooms

If I have to go to the bathroom while at the Fisher Theatre, I will tell the family member I am with.

I will have to go down the stairs in the lobby to get to the bathroom.

Once I get downstairs I will find the men's and women's bathroom. There may be a lot of people, so I may have to wait in a line for my turn. I will be patient.

After I have gone to the bathroom, I will flush the toilet. Some toilets may flush when I move or stand up. It could be loud. After I leave the bathroom stall, I will wash and dry my hands.

If the theatre bathrooms are full, an Usher may tell me to exit out the theatre doors and visit the bathrooms in the basement of the Fisher Building. I will have to go down the stairs.

Finding My Seat

When it is time to find my seat before the show, an Usher will ask to look at my ticket.

The Usher will tell me or show me where my seat is located.

Every seat has a letter, some may even have two letters, and a number. My ticket has a letter and a number. I have to match my ticket letter and number with the seat letter and number. Everyone in the theatre has assigned seats, so we have to make sure we sit in the correct spot.

Once I am in my seat, this is where I will sit for the show.



Elevator

If my seat is on the mezzanine, loge, or balcony, I can choose to take the elevator to get to my seat level.

I can push the button on the outside of the elevator and wait for the doors to open.

Once I get inside the elevator, I can push the button for the correct floor I need to go to.




Stairs

There are lots of stairs in the theatre.

I may need to use the stairs to get to my seat or the bathrooms.

When using the stairs, I will use my walking feet and hold onto the railing.





Balcony

My seat could be on the main floor, mezzanine, loge, or balcony level.

I may have to use stairs to get to my seat.

These stairs can be very steep. I can hold the railing and watch my step.

Sitting in My Seat

I will be sitting next to my family. I may have someone I don't know sitting on one side of me and my family sitting on the other side.

When I am sitting, someone may have to walk by me to get to their seat. I may have to stand up to let them by.

During the show, it is important that I keep my hands and feet to myself, so those around me can enjoy the show.

If someone is in my way and I can't see, I can politely and quietly ask them "Can you please move so I can see the show? Thank you."



Show Time

When it is time for the show to start there will be an announcement.

After the brief announcement, the lights will dim and the theatre will get darker.

I will hear music and actors will begin to appear on stage.

Sometimes people may come into the theatre after the show has started. An Usher with a flashlight will be helping them find their seat.

During the performance I will stay in my seat and enjoy the show.



Intermission

Sometimes there will be a short break during the performance.

This break allows people to stretch their legs, go to the bathroom, or get a snack and drink from concessions. There will be a lot of people, so it might get loud.

I will know it is intermission because the lights will turn on and sometimes the curtain will close.

The intermission can be 15-20 minutes long.

When the intermission is over there might be a bell or the lights might flicker to tell the audience to go back to their seats.

I will go back to the same seat I was in before intermission and enjoy the rest of the show.



Clapping

During the show and at the end, people will clap, cheer, and even stand up to show that they liked the show. If I like the show, I can clap, cheer, and stand as well.

If the clapping is too loud, I can cover my ears.



I Need a Break

If I get overwhelmed during the show, I can tell the family member I am with that I need a break.

If I take a break, I can go to the lobby or the lower level by the bathrooms and lounges. Once there, I can find a quiet place to take a break and calm down.

Once I am ready, I can return back to my seat. I can ask an Usher for help if I need it.



Leaving The Theatre

Once the show is over, actors will take a bow and the audience will clap and cheer. Then the lights in the theatre will get brighter. This is how I know the show is over.

Everyone will begin to leave their seats and head toward the exit. It might get very loud and crowded. If I would like to stay in my seat until some people leave, I can.

I may have to take the stairs or the elevator back to the main floor if my seat is in the mezzanine, loge, or balcony level.

I will stay with my family as we exit the theatre. If I do not know where the exit is, I can ask an Usher to help me.



Returning to the Car

If we drove in a car to get to the theatre, we will have to get back to the car to go leave.

I may have to take stairs or elevators to get back to my car.

If I have to cross a street, I will be careful, look both ways, and stay with my family.

